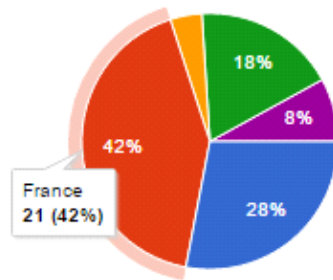


# students survey : assessment of the 2014-2015 ERASMUS project

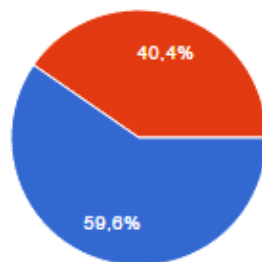
## Résumé

Which country are you from?



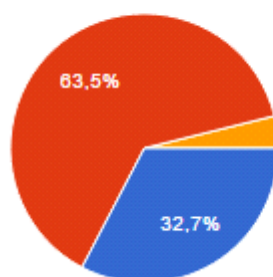
Estonia	14	20
France	21	42
Latvia	2	4
Slovenia	9	16
Turkey	4	8

Interest in the project



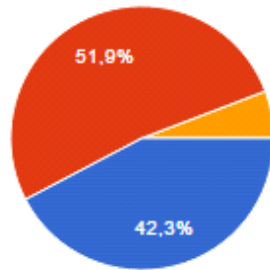
very high	13	40.4
average	21	59.6
weak	0	0

Personal commitment



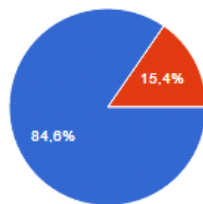
very high	17	32.7
average	33	63.5
weak	2	3.8
none	0	0

**The time spent on the project has seemed to you**



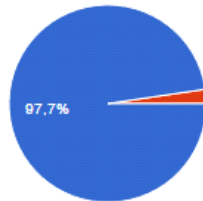
very important	<b>22</b>	42
average	<b>27</b>	51
very little	<b>3</b>	5

**Has the project enabled to change the relationship between the students?**



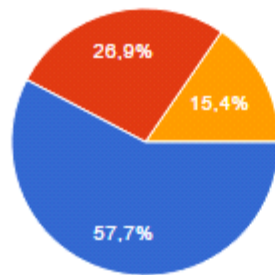
Yes	<b>44</b>	84.6 %
No	<b>8</b>	15.4 %

**If " yes", what kind of changes has the project enabled to make in terms of relationship between the students?**



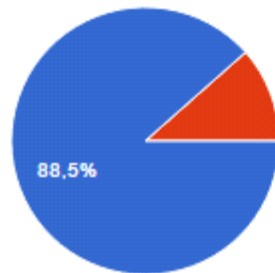
improvement	<b>42</b>	97.7 %
deterioration	<b>1</b>	2.3 %

### Level of communication between the students during the project



satisfactory	30	57.7%
average	14	26.9%
weak	8	15.4%

### Changes in the relationship between students and teachers



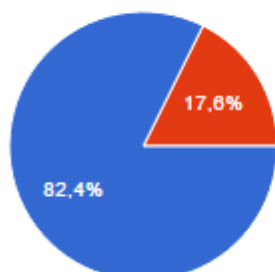
Yes	46	88.5 %
No	6	11.5 %

### If "yes", what kind of changes has the project enabled to make in terms of relationship between students and teachers



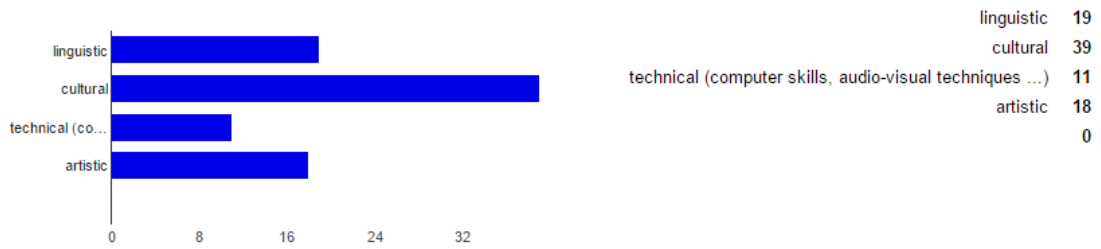
improvement	46	100 %
deterioration	0	0 %

### Upgrading/enhancement of skills thanks to the project

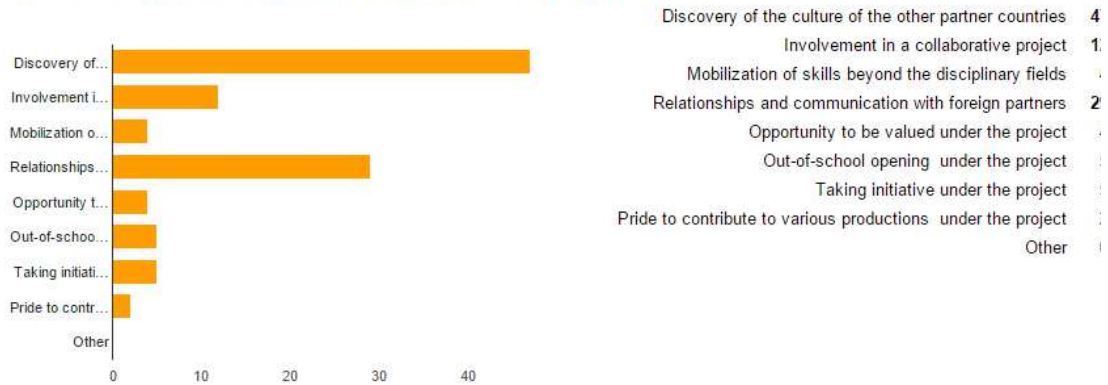


Yes	42	82.4 %
No	9	17.6 %

**If "Yes", which skills have been upgraded/enhanced?**

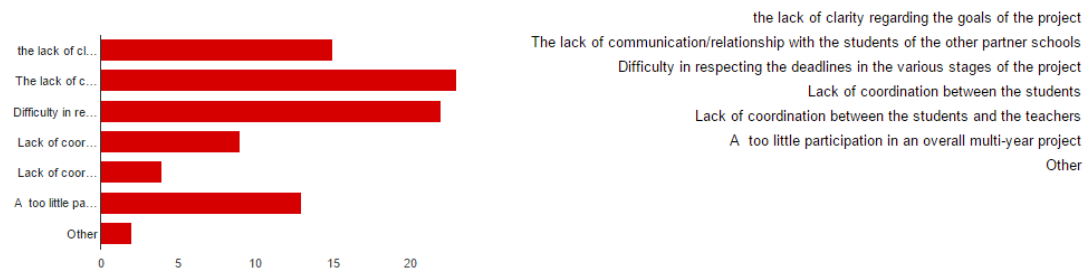


**What are, according to you, the 2 main contributions/assets of the project ?**



**if "Other", specify other the strengths of the project**

**According to you, what are the two main weaknesses of the project?**



**If "other", give some details about the weak point(s) of the project**

Because of university entrance exam preparations, we find it difficult to spare enough time for the project.

